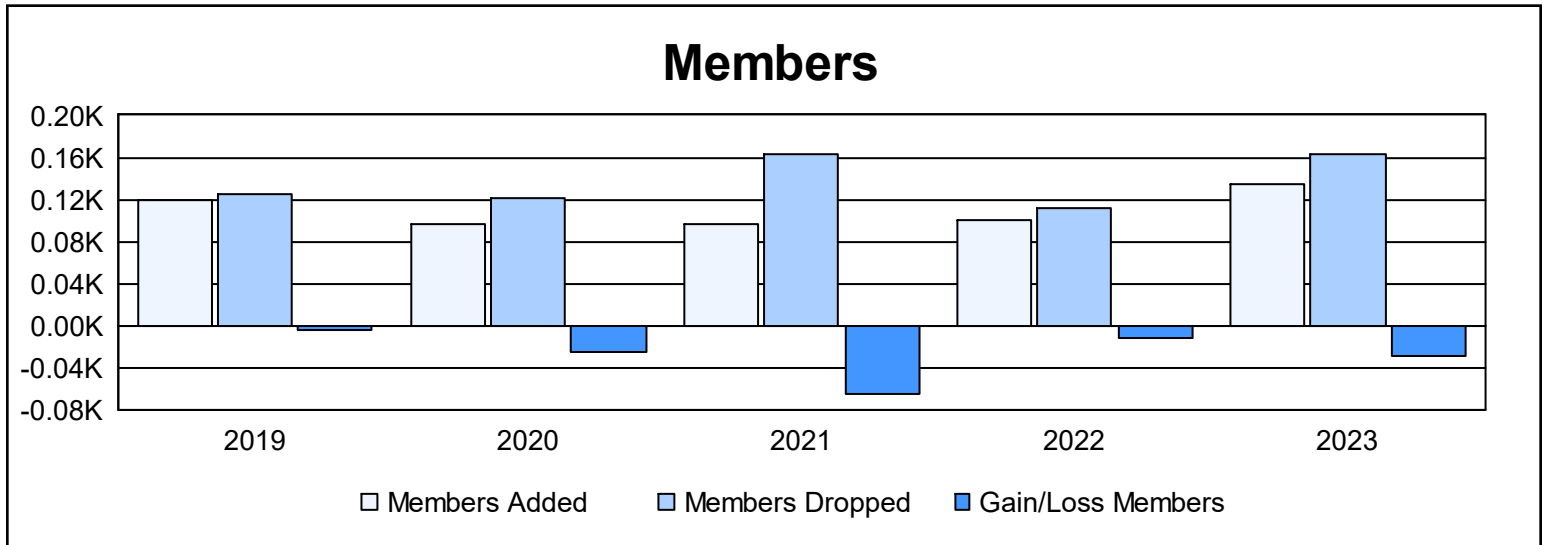
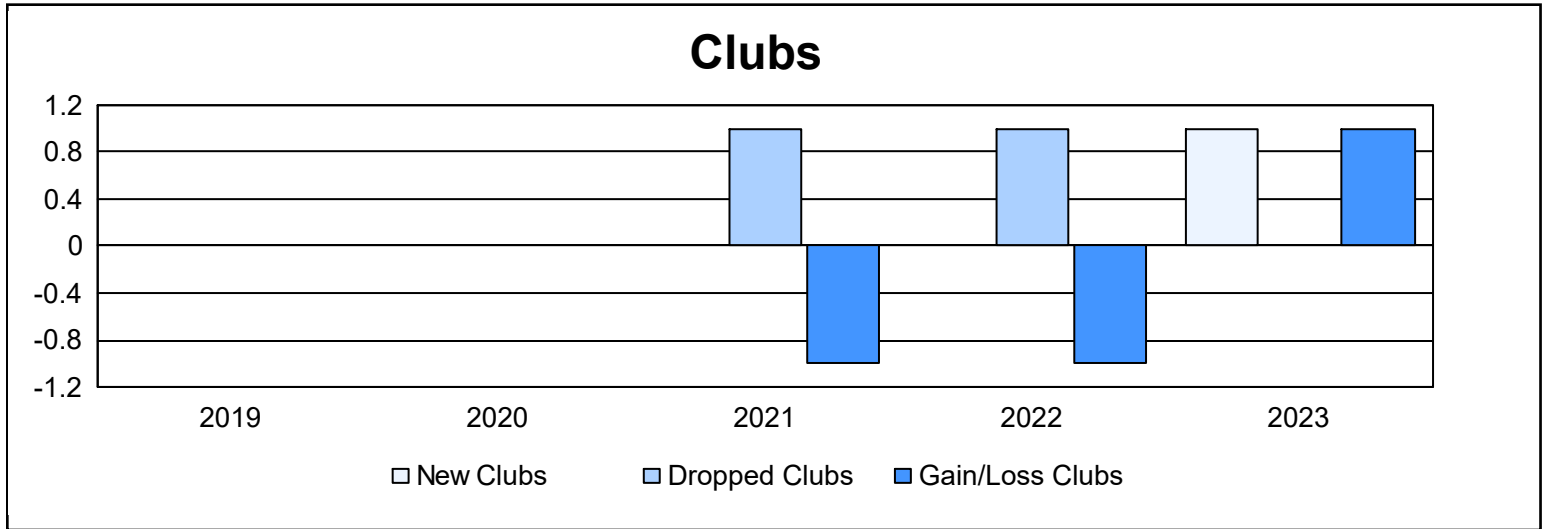
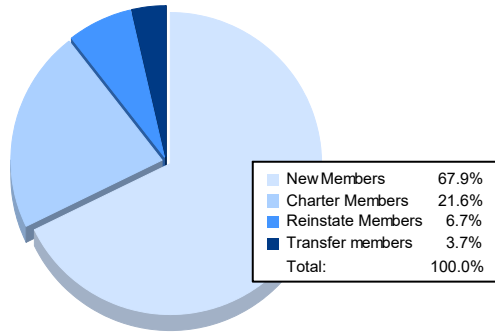


| Year | New Clubs | Dropped Clubs | Gain/ Loss Clubs | New Members | Charter Members | Reinstate Members | Transfer Members | Total Member Added | Total Members Dropped | Gain/ Loss Members |
|----------------|-----------|---------------|------------------|-------------|-----------------|-------------------|------------------|--------------------|-----------------------|--------------------|
| 2018-2019 | 0 | 0 | 0 | 100 | 1 | 14 | 4 | 119 | 124 | -5 |
| 2019-2020 | 0 | 0 | 0 | 84 | 0 | 7 | 5 | 96 | 121 | -25 |
| 2020-2021 | 0 | 1 | -1 | 61 | 0 | 12 | 24 | 97 | 162 | -65 |
| 2021-2022 | 0 | 1 | -1 | 86 | 0 | 9 | 6 | 101 | 112 | -11 |
| 2022-2023 | 1 | 0 | 1 | 91 | 29 | 9 | 5 | 134 | 163 | -29 |
| Average | 0 | 0 | 0 | 84 | 6 | 10 | 9 | 109 | 136 | -27 |



Membership Composition June 2023 Cumulative



Gender Composition June 2023 Cumulative

